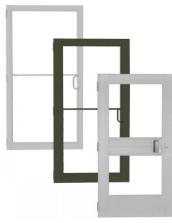





ALUMINUM DOORS								
Photo ID	Series	Overall Depth	Applications	Available Configurations	Glazing Infill	Air	Structural (Uniform Load)	Muntins
	250 NS	1-3/4" Narrow Stile Swing	<u>Light commercial applications with minimal traffic use:</u> offices and stores	Full Glass, Two-Lite, Three-Lite, Half Panel, Glass, Custom	1/4" or 1"	N/A	N/A	YES
	350 MS	1-3/4" Medium Stile Swing	<u>Commercial applications with moderate traffic use:</u> banks, libraries, and busy offices	Full Glass, Two-Lite, Three-Lite, Half Panel, Glass, Custom	1/4" or 1"	=.24 cfm/ft ²	<u>DP</u> = ±43.30 psf <u>STP</u> = ±65.00 psf	YES
	500 WS	1-3/4" Wide Stile Swing	<u>Commercial applications with heavy traffic use:</u> educational and public buildings	Full Glass, Two-Lite, Three-Lite, Half Panel, Glass, Custom	1/4" or 1"	=.27 cfm/ft ²	<u>DP</u> = ±43.30 psf <u>STP</u> = ±65.00 psf	YES
	4900 FRP	1-3/4" Fiberglass Reinforced Polyester	<u>Impact-resistant for high humidity and abusive environments:</u> educational, industrial, waste water treatment, and public buildings	Full Panel, Two-Lite, Three-Lite, Half Panel & Glass, Vision-Lite, Half Strip-Lite, , Custom	1/4" or 1"	=.23 cfm/ft ²	<u>DP</u> = ±80.20 psf <u>STP</u> = ±120.30 psf	YES
	5000 FAP	1-3/4" Flush Aluminum Panel	<u>Aesthetically pleasing & rust-free for high-security environments:</u> educational, industrial, healthcare, municipal, and government buildings	Full Panel, Two-Lite, Three-Lite, Half Panel & Glass, Vision-Lite, Half Strip-Lite, , Custom	1/4" or 1"	=.15 cfm/ft ²	<u>DP</u> = ±80.20 psf <u>STP</u> = ±120.30 psf	YES
	4900 LWG	1-3/4" Laminated Woodgrain Interior	<u>Commercial interior applications with moderate traffic use:</u> offices, banks, libraries, educational, religious, healthcare, retail, and government buildings	Full Panel, Two-Lite, Three-Lite, Half Panel & Glass, Vision-Lite, Half Strip-Lite, , Custom	1/4" or 1"	N/A	N/A	YES

**Varies upon glass make-up or infill type*

1276 WEST MAIN STREET, BELLEVUE, OH 44811

PH: (419) 483-7050

TOLL FREE (800) 331-8268

FAX: (419) 483-7830

[HTTP://WWW.CAPITOL-WINDOWS.COM](http://www.capitol-windows.com)



SALES@CAPITOL-WINDOWS.COM